



toneconcepts inc.



Congratulations on choosing “The Luke”, Steve Lukather’s Signature Pedal. “The Luke” is like a Swiss Army knife for tone! “The Luke” was designed and created by ToneConcepts Inc. in collaboration with Steve Lukather, one of the world’s most respected, versatile and influential guitarists.

Steve Lukather has been a loyal user of ToneConcepts’ “The Distillery” since the early beta testing stage. It has become his favorite pedal and a major component of his sound. Luke loved “The Distillery” so much that he asked us to develop a special version that has become his first ever signature pedal.

Luke asked for a few modifications and improvements that would suit his playing and his demanding touring and recording responsibilities.

As a result, “The Luke” is a new version of our award winning “The Distillery” pedal that retains the amazing sound and flexibility of the original, but has key upgrades and improvements that meet Steve Lukather’s needs.

“The Luke” includes upgrades such as audio grade key components for a more open, refined sound, and custom taper pots for better control and fine tuning.

“The Luke” is housed in a unique, cool looking, octagonal case, that is slightly bigger to allow for an accessible and intuitive new control layout. This new layout features enough room for accident free stomping, without taking any extra space on your pedalboard compared to the original.


As a clean transparent preamp, “The Luke” provides up to 20 dB of pure transparent volume boost, as well as sophisticated tone-shaping options to consistently bring out your best sound night after night, in studio or on stage. “The Luke” is true-bypass so it disappears from the signal chain when inactive.

GET UP AND RUNNING FAST WITH THIS QUICK START GUIDE!

USING THE BOOST CONTROL

On/Off Footswitch – Turn the effect on with this switch. The footswitch toggles the pedal between effect (active) & true-bypass mode (inactive). The right-side LED will light up when active.

BOOST – This **volume knob** has **up to 20db** of transparent clean power on top, and easily pushes your amp into overdrive or transforming your favorite Distortion pedal into liquid sustain. Adjust this to your desired level.




ADDING SOME GUTS!

GUTS – This is an **extra gain** stage.

Turning it **clockwise** adds extra punch and boldness to your signal.

TIP: With “The Luke” in front of an Overdrive or Distortion pedal, GUTS adds definition and helps you cut through the mix without altering your original tone.



LET IT BLEED: FINE TUNE YOUR SIGNAL!

BLEED – This is a subtle passive **tone control**.

Turning it **counter-clockwise** tames the highs and turning it **clockwise** adds more edge.

TIP: Start in the neutral position around 2 or 3 o'clock and adjust to fine tune your signal.



ENGAGING THE SHAPE CIRCUIT:

SHAPE Footswitch - Turn on the **Filter EQ** by clicking the **SHAPE** switch. When activated, the left-side LED lights up.

NOTE: CONTOUR and EDGE will not work if The Luke is in bypass mode. So make sure the right-side LED is on as well.

The SHAPE circuit adds a slight boost and triggers a Filter EQ with interactive CONTOUR and EDGE controls.


CONTOUR – This is the filter's frequency selector. Turning this knob **counter-clockwise** allows more high frequencies.

EDGE – This knob controls the pedal's Q or (“bandpass shape”).

FATTEN UP YOUR SOUND!

Set the **EDGE** knob all the way to the left.

Turn the CONTOUR **clockwise** to roll off high frequencies and fatten up your sound.



ADD SOME EDGE!

Turn the **EDGE** control up to add extra sparkle or midrange.


Sweep the **CONTOUR** control to find the frequency you'd like to boost and back down the **EDGE** control to taste.

Try these settings:

CONTOUR:

- 8 to 11 o'clock - Sparkle
- 11 to 2 o'clock - Presence
- 2 to 5 o'clock - Honk

TIP: When using the SHAPE filter, try placing The Luke **after** your Distortion or Fuzz pedal for a greater effect.



POWER REQUIREMENTS:

“The Luke” can be powered by a **9V DC regulated power supply, center pin negative**, as supplied by most standard Boss™, Ibanez™, etc., power supplies.

Power through a 9V battery is possible through a custom ordered optional extra.

WARNING: Using an incorrect power adapter can lead to damage and will void the warranty. Please use a professional quality power adapter for optimal performance and safety. To avoid damage to the pedal, do not exceed 9V DC.

WARRANTY AND SUPPORT:

“The Luke” carries a 5-year, non-transferable warranty that covers defects due to parts and labor and begins at the date of purchase. “The Luke” has been extensively tested by Steve Lukather in studio and on tour worldwide.

REGISTER YOUR PEDAL WITHIN 14 DAYS OF PURCHASE at the following web page. Registration within 14 days is required should you ever need support.

REGISTER HERE: www.toneconcepts.com/product-registration

If you have any suggestions us or just want to say hello, visit us online at www.toneconcepts.com.